$BREED Token Migration to $SOVRN: Everything You Need to Know

Sovrun · Follow
8 min read · Nov 25, 2024

1



As Sovrun embarks on its exciting rebrand and tokenomics upgrade, the migration from $BREED to $SOVRN represents a pivotal step in the ecosystem's evolution. With the approval of BreederDAO's BDIP-8 proposal, this transition solidifies Sovrun's vision to revolutionize the decentralized gaming landscape, creating a vibrant platform powered by the $SOVRN token.

In this blog, we'll walk you through the migration process, address frequently asked questions, and showcase the benefits of joining Sovrun's innovative and immersive ecosystem.

Token Migration Tutorial

1. Preliminary Steps

- **Verify Token Holdings:** Ensure you have $BREED tokens in your wallet. You can check your balance using a blockchain explorer or your wallet application.
- **Update Wallet:** Ensure your wallet is up to date to support the migration process. You may view the $SOVRN Token on Etherscan.
- **Connect to ETH Mainnet:** Ensure that your $BREED tokens are on ETH Mainnet. If your $BREED tokens are on Polygon, please see steps below on how to migrate:

How to Bridge $BREED from Polygon to Ethereum Mainnet

1. **Select a Bridge:** Use a reliable cross-chain bridge that supports $BREED transfers from Polygon to Ethereum Mainnet.
2. **Connect Your Wallet:** Access the bridge application and connect your wallet containing $BREED tokens on Polygon.
3. **Bridge $BREED Tokens:**
   • Select $BREED as the token to transfer.
   • Specify the amount you wish to bridge and confirm the transaction.
4. **Wait for Confirmation:**
   • Cross-chain transfers may take some time. Wait for the transaction to be confirmed on both Polygon and Ethereum networks.
5. **Verify on Ethereum Mainnet:**
   • Once the transaction is complete, check your wallet on Ethereum Mainnet to ensure the $BREED tokens have arrived.

2. Access the Migration Portal

- **Visit the Official Migration Portal:** Navigate to the Sovrun Migration Portal. This is the official platform for the token migration process.

- **Migration Start:** November 28, 2024 | 9PM GMT+8

3. Connect Your Wallet

- **Connect Your Wallet:** Click on the “Connect Wallet” button and select your wallet provider (e.g., MetaMask, Coinbase Wallet).
- **Authorize Connection:** Follow the prompts to authorize the connection between your wallet and the migration portal.

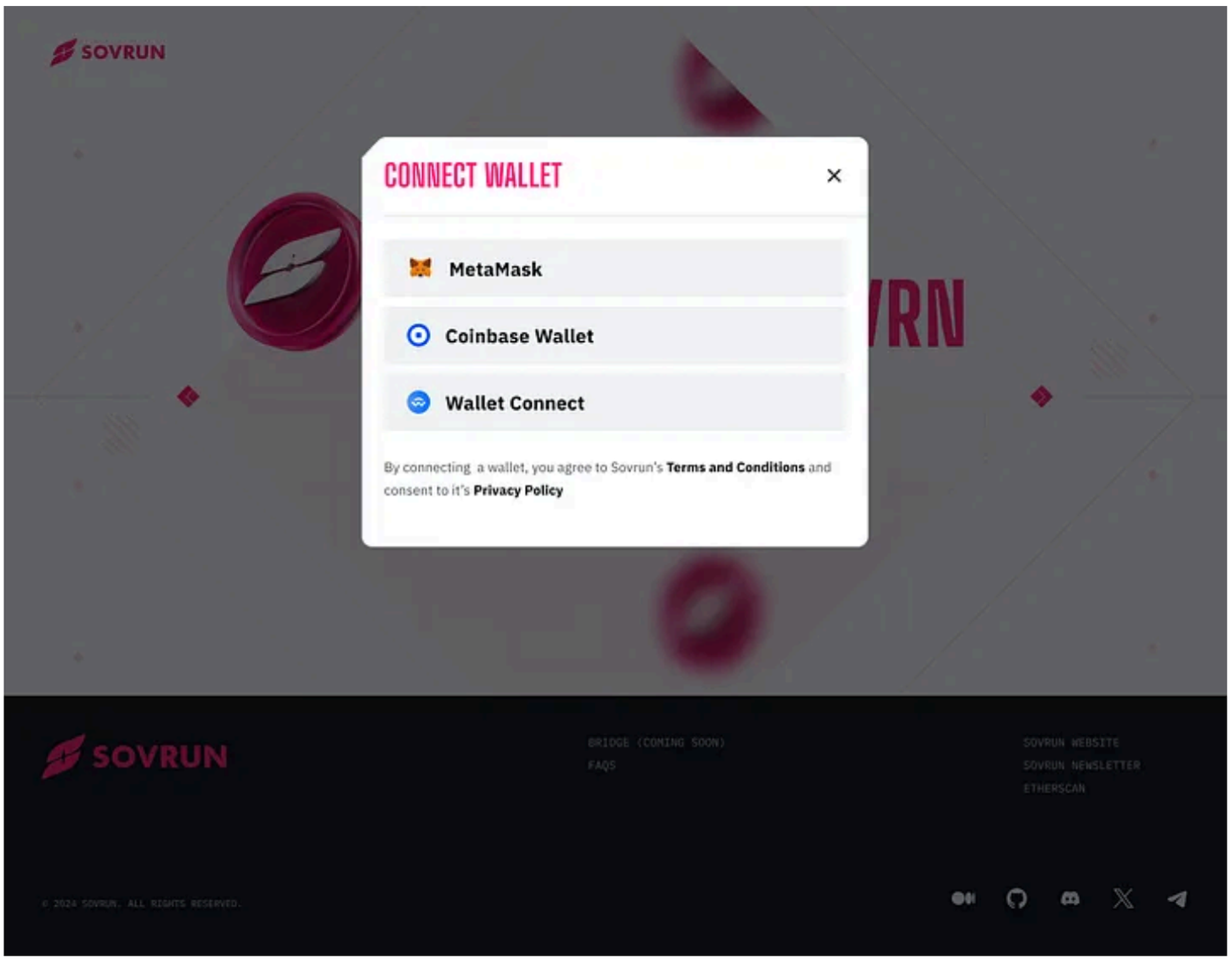

4. Initiate Migration

- **Select $BREED Tokens:** Our migration portal will automatically pull your BREED holdings. The portal will display the equivalent amount of $SOVRN you will receive.



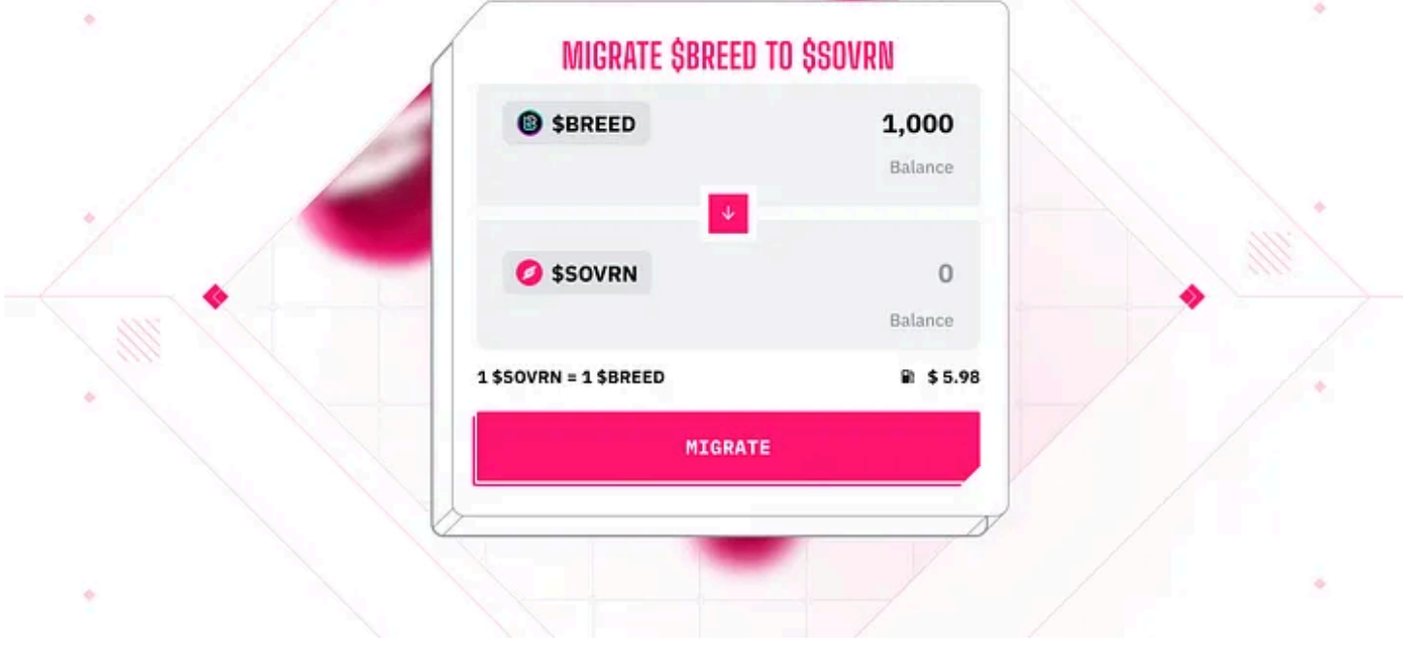

- **Approve Migration:** Review the migration details and approve the transaction. Ensure you have enough ETH to cover gas fees.

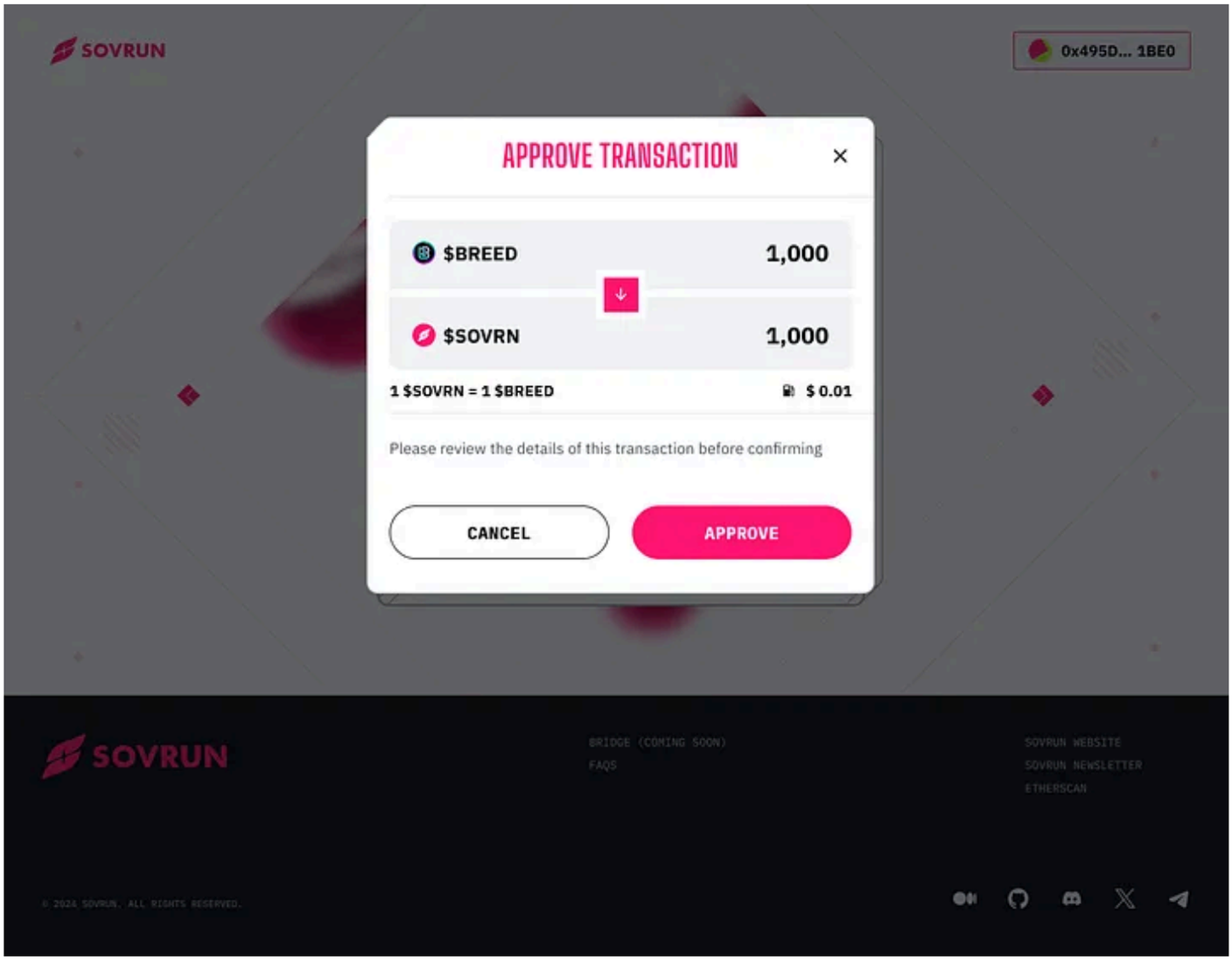

- **Complete Migration:** Submit the migration request. The process may take a few minutes. You will receive a confirmation once the migration is successful.

5. Verify $SOVRN Tokens

- **Check Balance:** After the migration is complete, check your wallet to confirm receipt of $SOVRN tokens. You may need to manually add the $SOVRN token contract address: 0x031B8d752d73d7Fe9678ACEf26e818280D0646b4 to view your balance.

Frequently Asked Questions (FAQs)

1. **What are the key utilities of $SOVRN?**

$SOVRN serves as a conduit for value capture within the Sovrun ecosystem, where every core activity — staking, treasury growth, native gas utility, and powering immersive economies — drives value back into the token. This structure ensures that as Sovrun's ecosystem expands, the benefits of growth and innovation flow directly to $SOVRN holders, aligning their interests with the platform's ongoing evolution and success.

- **Staking:** $SOVRN enables world builders to unlock new opportunities by staking their tokens. Staking grants access to Sovrun's cutting-edge gaming engines, tech infrastructure, and chain economies, empowering developers to create Parallel EVM gaming chains. These chains settle selectively on Sovrun L2, enabling infinitely scalable worlds and expanding opportunities for blockchain modders and game developers. Sovrun's unique delegation system also allows chain owners and game/mod owners to seamlessly outsource game operations on-chain.
- **Native Gas Token:** $SOVRN powers the Sovrun ecosystem as its native gas token, enabling efficient transactions, smart contract execution, and seamless interactions across Sovrun's Layer 2 rollup infrastructure. By integrating blockchain technology with industry-standard game engines, $SOVRN ensures high performance and scalability for developers to build and maintain digital worlds, while reducing friction for users to interact with these environments. This creates a sustainable ecosystem for innovation and engagement driven by security and efficiency.

- **Immersive Economies:** $SOVRN fuels dynamic gaming economies where player decisions directly impact resources, trade, and growth within virtual worlds. It enables players to explore diverse ecosystems with unique rules, assets, and incentives, supporting owner-game/mod owner mechanics, value accrual, and growth opportunities across interconnected digital worlds.

- **Treasury:** Sovrun's robust treasury is designed to support strategic partnerships and collaborations with games, NFT/FT projects, and other Web3 initiatives. By building a robust and resilient treasury, we are equipping ourselves with the resources needed to drive our vision forward, even in challenging market conditions. This positions us to fully capitalize on the immense potential of Web3 gaming and lead the charge toward scalable on-chain gaming by engaging with visionary communities and virtual worlds. With adequate financial backing, $SOVRN may be repurchased from token holders, creating value through a structured accrual process. These funds can then be reinvested into supporting forward-thinking communities that innovate, develop, and shape the digital worlds of tomorrow.

2. Will there be any fees for the migration?

- Only standard network gas fees will apply during the migration process. Sovrun does not charge additional fees for the migration.

3. How long will the migration process take?

- Typically, the migration process completes within a few minutes. However, processing time may vary based on network congestion and transaction volume.

4. What happens if I miss the migration deadline?

- The migration portal will be open for three years (36 months). After this period, $BREED tokens may no longer be supported or recognized within the Sovrun ecosystem, and liquidity for $BREED may vary depending on support from liquidity providers.

5. Can I migrate $BREED tokens from any wallet?

- Yes, you can use any ERC-20-compatible wallet to migrate your tokens. Make sure your wallet is connected to the correct network and compatible with the Sovrun Migration Portal.

6. How will I know if my migration was successful?

- You will receive a confirmation notification from the migration portal once your tokens have been successfully migrated. Additionally, you can check your wallet balance to confirm the receipt of tokens.

7. What will happen to my staked $BREED tokens?

- Staking for $BREED will be disabled on November 26, 2024, around 10AM GMT+8. A snapshot will be taken on the same day the staking portal will be disabled. All holders currently staking $BREED will have their staked tokens unlocked and airdropped to their wallets by November 27, 2024. These can be migrated to $SOVRN tokens at a 1:1 ratio using the migration portal once it goes live.

8. What will happen to my vesting $BREED staking reward tokens?

- Staking rewards will accrue until the snapshot date on November 26, 2024. Claimable $BREED staking rewards will be auto-claimed once the migration goes live. These rewards shall vest for six (6) months as per usual. Once vested, these $BREED tokens may be migrated to $SOVRN at any time via the migration portal. Holders are highly encouraged to migrate their tokens to $SOVRN to ensure continued liquidity and utility.

Holders can monitor their locked and vesting reward through the staking portal — here.

9. What is the swap ratio for the migration?

- The swap ratio will be 1:1, where each $BREED token will be exchanged for an equivalent $SOVRN token.
- The tokenomics will largely remain the same as the existing $BREED tokenomics.
- Distribution will be unaffected, with approximately 82% of the total supply already circulating and held by a diverse public base at the time of the Migration Go-Live.
- Currently, there are no plans to issue additional tokens beyond the total supply of 896,771,567 tokens — which was $BREED's max supply of 1,000,000,000 less burnt tokens.

10. What security measures are in place for the migration?

- The original team at Sovrun (formerly BreederDAO) will manage the updated contract and oversee all technical maintenance to ensure a smooth transition and ongoing support for $SOVRN.
- The contract and migration protocol has been audited by third party auditors such as Verichains, and Ackee Blockchain. To ensure utmost security, Quantstamp shall be appointed to do a post implementation audit scheduled on Week 4 of December 2024.
- Verichains Audit Report: https://sovrun-medium.s3.ap-southeast-1.amazonaws.com/2024-11-25/BreederDAO+to+Sovrun+-+Verichains+Audit.pdf
- Ackee Audit Report: https://sovrun-medium.s3.ap-southeast-1.amazonaws.com/2024-11-25/BreederDAO+to+Sovrun+-+Ackee+Blockchain+Audit.pdf

11. What happens if I hold $BREED tokens on a CEX?

- Please refer to the upcoming announcements from these exchanges and from Sovrun's official channels regarding the migration of $BREED to $SOVRN from these exchanges. Check with your exchange for specific instructions and any temporary pause on deposits, withdrawals, or trading.

12. Where will $SOVRN tokens be available?

- $SOVRN:$ETH liquidity pair is available on Uniswap V2.

13. Is the $SOVRN token compatible with existing dApps?

- Yes, $SOVRN is an ERC-20 token on Ethereum mainnet and will be compatible with most existing Ethereum-based dApps. However, certain Sovrun-specific utilities may require integration with Sovrun's Layer 2 infrastructure.

Now that you know the steps to migrate your $BREED tokens to $SOVRN, take this opportunity to engage with Sovrun's expanding ecosystem. By migrating your tokens, you're not only securing your assets but also helping to shape the future of decentralized gaming and digital worlds. We encourage you to get involved, explore Sovrun, and join us on this exciting journey.

. . .

To learn more about Sovrun, visit the following links:

Sovrun Official Website | Sovrun Linkedin | DAO Proposal: Rebrand and Token Migration | Sovrun Genesis Newsletter | Sovrun Blog Thread

If you need any assistance during the migration, reach out to the Sovrun support team via the following:

- Discord
- Telegram

. . .

DISCLAIMER: Any and all information in this Presentation is provided for general information purposes only, and does not take into account an individual or entity's investment objectives, financial situations, or other particular needs and parameters. The Presenters do not and cannot provide any legal, tax, business or financial advice. The views and opinions expressed by the Presenters are that of their own and any mention of securities, investments or digital assets are for purposes of discussion only and may not be relied upon for the conduct of any investment or commercial activity. Please consult your legal, financial and/or tax advisors before making any legal, commercial or investment decision, especially if it is in relation to any data or information discussed herein.