

HOMEROS

WHITEPAPER, VERSION 1.1



Table of Contents	Page No :
1. Executive Summary	1
2. HomerOS Platform Overview	1
2.1 Develop and Launch Decentralized Apps	1
2.2 Types of Decentralized Apps	2
3. Key Features	2
3.1 DApp Marketplace	3
3.1.1 Free DApps	3
3.1.2 Premium DApps	3
3.2 HomerOS Opportunities	3
3.2.1 For Users	3
3.2.2 For Developers	4
3.2.3 For Advertisers	4
3.2.4 For Investors	4
4. Ecosystem	4
4.1 HomerOS Coin System	5
4.1.1 CH (Coin Holder)	7
4.1.2 BP (Block Producer)	7
4.1.3 BO (Block Observer)	8
4.2 Benefits of Holding HomerOS Coin	8
4.3 BP AND BO System Costs	8
4.4 Inflation Caused by Additional Coin Issuance	9
4.5 HMR Price	9
5. HomerOS Consensus Mechanism	9
5.1 Algorithm for Block Generation (DDPoS)	9
5.2 Reinforced Security of the Personal Key	13
5.3 Blockchain Generation	13
5.4 Monitoring/Performance Improvement	14
5.4.1 Test node	14
5.4.2 Debug mode	14
5.5 Differentiated Processing of Smart Contract	15



6. Homer0s Mainnet	17
6.1 DApp Selection Procedure for the Homer0s Mainnet	19
6.2 Advantages for DApps	20
6.3 Voting Rights in Homer0s	20
6.4 Network Fees Charged to DApp Providers	21
7. Homer0s Product	22
7.1 DSSO (Decentralized Single Sign On)	22
7.2 DSTO (Decentralized Single Transfer On)	23
7.3 API (Application Program Interface)	25
8. Roadmap	26
9. Disclaimer	27
10. Terms and Conditions	28



1. Executive Summary

This document presents the basis, technology, use cases, and roadmap of HomerOS and its underlying blockchain network. It explains how many industries can benefit from a decentralized and distributed system that could resolve the issues of security, scalability, interoperability, and authenticity.

HomerOS features an improved version of a third-generation mainnet, built to critically address the problems in the current blockchain systems, HomerOS is a blockchain network that can easily handle 300,000 transactions-per-second (TPS) with upgraded block generation systems.

HomerOS will introduce a blockchain-based solution that will benefit the global application development community including users, developers, advertisers, and investors.

Through the decentralized structure of the HomerOS blockchain, the launch and development of decentralized applications become more scalable and secure. Users can use DApps, play games, and acquire in-DApp items within the platform.

HMR will be the utility coin used for the services deployed within HomerOS, which include DApp crowdfunding, DApp and In-DApp purchases, and incentives.

The target audience and use cases for HomerOS involve professional and amateur developers, investors, and advertisers. All prospect participants will benefit from the robust and secure decentralized application ecosystem, monetization opportunities, and accessibility to a wide variety of blockchain-powered DApps.

In the latter part of this document, we provided the timeline of HomerOS' development. This provides an overview of what HomerOS aims to do as it progresses through time such as the launch of its platform, exchange listings, and blockchain development.

2. HomerOS Platform Overview

2.1 Develop and Launch Decentralized Apps

HomerOS offers an innovative, secure, and scalable platform intended for both developers and users around the world. Through this platform, DApp developers have the freedom to develop and launch their decentralized apps with the assurance that all data and information are stored, utilized, and protected within the blockchain.



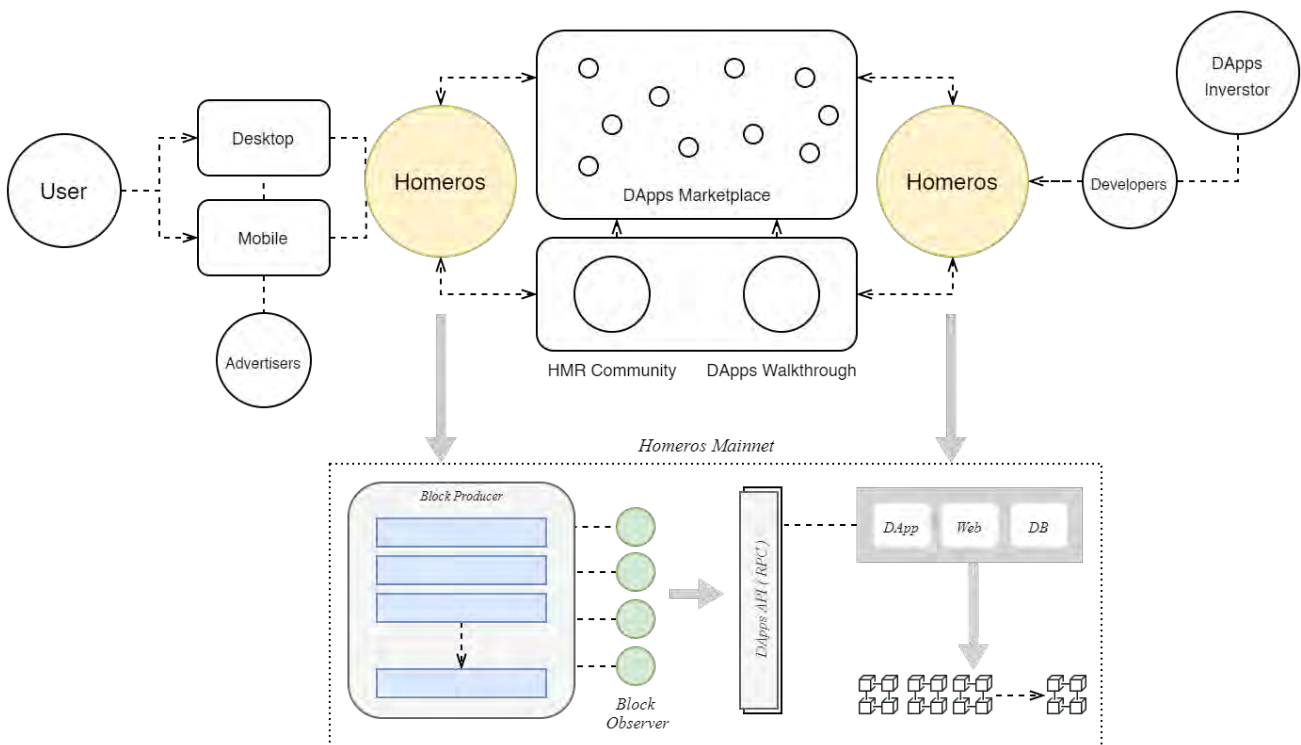
2.2 Types of Decentralized Apps

Many types of decentralized applications can be created and released at Homeros. These include, but are not limited to, the following:

- Business DApps: Office Productivity, Communication, Payment, Tools, and Utility
- Lifestyle DApps: Travel, Entertainment, etc.
- DApps: FPS Games, RTS Games, MMO Games, MOBA Games, Battle Royale games, Simulation games, Sports games, and Puzzle games.

With the rise of digital distribution and blockchain technology, Homeros DApp developers can offer a more dynamic and responsive user experience to the DApp users. Alongside this, interested investors and DApp enthusiasts can have the opportunity to choose a DApp that will be worked on and show support through a crowdfunding initiative. Those who want to support DApp developers can buy their access to the DApp early in the development stages.

3. Key Features



How the Homeros DApp platform works



3.1 DApp Marketplace

The Homer's Marketplace offers a scalable and secure platform where players can choose from the variety of its DApps. Players can access free-to-use DApps available on Homer's, or they can purchase Premium DApps that are critically acclaimed by the community. These Premium DApps enable users to enjoy high-quality DApp interfaces.

3.1.1 Free DApps

Homer's developers have the option to offer the best free DApps that enable its users to experience hours of productivity, fun, and conveniences without even making a purchase. These DApps may vary in format. Some may be Game DApps, Business DApps, or Lifestyle DApps.

Users can interact with each other within the decentralized applications. Within the game DApps, they can earn experience, loot items, and trade with other players in-game. Within Business DApps, users can enjoy improvements in business analytics, business intelligence, etc. Through LifeStyle DApps, users can enjoy various LifeStyle-related conveniences.

3.1.2 Premium DApps

Aside from Free DApps, Homer's developers can also offer users a number of Premium DApps that can be purchased using HMR Coins. DApp developers who already have established a reputation within the community can decide on whether to make their DApps Free or Premium. These Premium DApps can also be developed in partnership between DApp developers and exclusive investors.

All of these Premium DApps are expected to be reviewed and rated by the Homer's team and the HMR community. As the users may be fewer in these Premium DApps because it requires payment, the community can expect in-DApp functionalities to be better than the Free DApps.

3.2 Homer's Opportunities

3.2.1 For Users

Homer's is in charge of providing its users on the platform with the best DApps in the market. Depending on their preferences, users can choose from virtually any type of DApp that is created by Homer's DApp developers. They may access Free DApps, or use HMR Coins to purchase the Premium DApps of their liking. Many of these DApps can be used on different types of devices such as desktop and mobile.



Homer's provides earning opportunities to users by allowing them to record and upload the video of their DApp tutorial on the platform. The most liked and viewed DApp tutorial video has a significantly higher chance of receiving rewards from the Homer's platform and its community.

3.2.2 For Developers

DApp developers can enjoy many benefits as they can earn through the DApps they create on the Homer's platform. Aside from the DApps, developers can also profit through the in-DApp market of each DApp they develop by selling rare in-DApp purchases.

Developers can also create an exclusive video walkthrough of the DApps they develop, which can only be watched by players who pay via HMR Coins.

3.2.3 For Advertisers

DApp Advertisers can choose various decentralized applications to partner with. They can display their products through native ads within particular DApps or partner with Homer's itself when the platform creates an advertising network in the future. Advertisers can reach a wide range of users through the Homer's platform.

3.2.4 For Investors

DApp-related investors can also utilize the decentralized community of Homer's to look for freelance DApp developers or budding DApp creators to partner with. They can negotiate about how a particular DApp concept can provide them mutual benefits. Moreover, the investors can become partner sponsors of events held exclusively within the DApps.

4. Homer's Ecosystem

The Homer's Ecosystem has many different participants. These are the Coin Holders, Block Producers, and Block Observers. Coin Holders (CHs) will vote for DApps to determine their level of popularity, based on which the Block Producer (BPs), Block Observer (BOs), and other participants within the ecosystem can decide whether to participate in a certain DApp or not.

As the native token of the HMR platform, HMR coins have many use cases within the HMR Ecosystem. HMR coins can be used for free airdrops for future CHs, rewards for various activities in Homer's, and as funding for participation in the DApps. These are some examples, but there

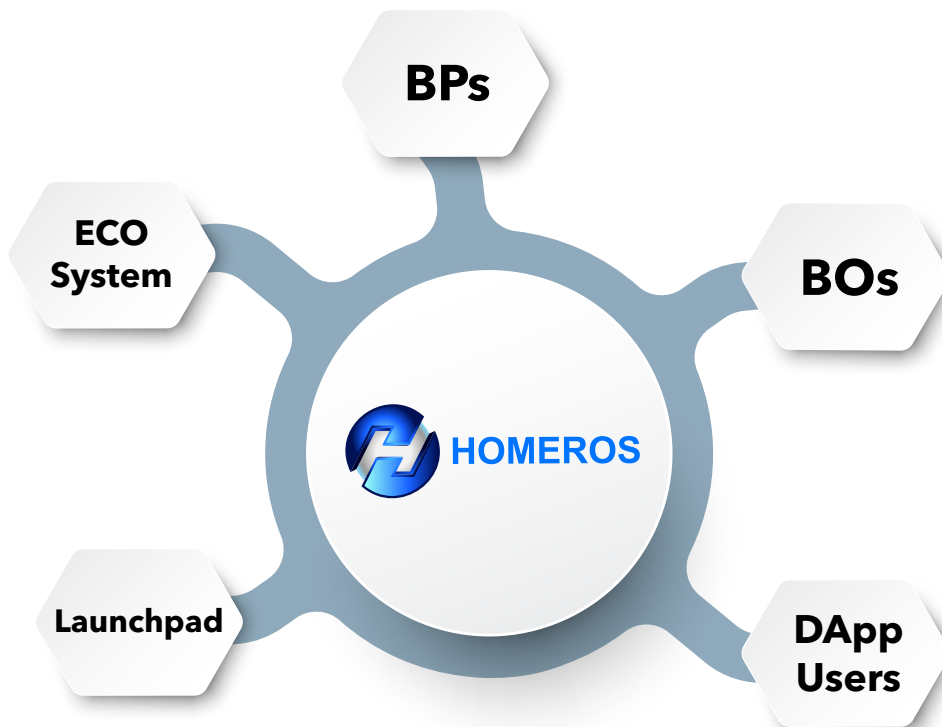


are plenty more explanations further below in the Coin System section.

Aside from these, there are operating methods that allow seamless operations within the ecosystem of Homeros. Here are some of the operating methods within the Homeros Ecosystem:

- Homeros will not participate in any of the DApps in excess of 20% of the Ecosystem in order to ensure the sustainability of the participation activities.
- Homeros will form a Participation Advisor Committee composed of BPs to propose participation guidelines.
- The profits from Homeros's participation will be accrued in the Homeros Ecosystem.
- With the biggest importance placed on the interests of the entire community, Homeros will participate in DApps that can make the most contribution to the Homeros Ecosystem.

4.1 Homeros Coin System



Homeros Coin System

Blocks are usually generated in a proof-of-work (PoW) system by those who have completed the complex mathematical problems among all the participants in a form of direct democracy, and the consensus is reached when 51% or more individuals agree.



However, with the PoW method, it requires a lot of time to perform the work and to reach a consensus. On the other hand, in a proof-of-stake (PoS) system, it is those with greater shares that generate blocks, and 51% or more people must agree to reach a consensus. In PoS, there exists a risk that a person with a large share will do whatever he or she wants.

Previously, another blockchain has been garnering attention as an alternative to boost speed and stability. The EOS blockchain uses a delegated PoS (DPoS) method, where consensus is reached not by the entire group, but by the majority of those who have been elected to have the authority to vote; as such, it is comparable to the parliamentary system. Having said that, the DPoS system can have issues in the process of electing the BPs in relation to a conflict of interest, and some BPs may engage in collusion or be attacked.

Now, considering all these facts, HomerOS proposes a new method of reaching a consensus called the dual DPoS (DDPoS). DDPoS is similar to the consensus system of EOS when it comes to selecting certain nodes as the BPs, as the BPs are selected through a voting process. But in order to resolve the issue of collusion or an attack against certain BPs, a block observer (BO) system, wherein the BOs arbitrarily selected in each round participates in the block generation process alongside the BPs, has been introduced.

Technically, BPs are chosen by voting under the assumption that the person with the largest amount of coins suffers the biggest losses when the coin economy is in a slump and thus he/she will make decisions that select a person who will guarantee the highest reliability and stability as a BP.

Meanwhile, those with small amounts of coins may combine their voting rights in order to have the coin holder they support to participate as a BP.

HomerOS presents a coin economy model where its survival and the survival of DApp developers, which are the mainnet participants, are co-dependent. This will be unlike EOS, where payment for the network, CPU, and memory must be made in advance, and Ethereum, which charges a fee for every transaction.

In HomerOS, it is the users who own the mainnet, and therefore, they are charged for small costs. DApp developers also do not need to pay any enormous fees early on and are charged only a minimal fee to maintain the system. In fact, the coin holders of HomerOS and the ecosystem's fund can invest in excellent DApps using their coins. At the same time, the DApps are listed on the internal exchange for the HMR and DApp tokens to be traded in real-time, enabling DApp developers to obtain funding more easily and guaranteeing cashability to the DApp participants.



As such, the HomerOS ecosystem is designed to achieve mutual growth with the DApps. BPs, who equip themselves with the system and operate it in order to maintain the mainnet, are not merely issued new coins or provided with a monetary compensation; instead, they are granted the authority to judge DApps wishing to enter into the HomerOS mainnet and given the priority to invest in them under favorable conditions.

Consequently, BOs and coin holders are given the right to invest in the approved DApps. The DApp tokens value is calculated through the pricing of the internal exchange so that none of the DApp participants is placed at a disadvantageous position.

4.1.1 CH (COIN HOLDER)

A coin holder (CH) is someone with HomerOS coins (HMR) or DApp tokens. All CHs can exercise their right of vote to the extent of the total value of the coins and DApp tokens in their possession. In any case a CH votes for a BO or BP, he/she can receive some of the network fees assigned to the said BO or BP as a reward based on a certain ratio.

Also, CHs have the right to participate in the DApps that have been judged and approved by BPs to enter into the HomerOS ecosystem. They can participate in excellent DApps and redeem the tokens as HMRs on the internal exchange at any time.

Those who want to participate indirectly because they lack the information necessary for direct participation or for any other reasons may delegate their right of participation to a certain BP. In this case, the BP that has been delegated the participation right may participate in a DApp using the delegated coins calculated based on a certain ratio.

4.1.2 BP (BLOCK PRODUCER)

In HomerOS, the coin holders become a block producer (BP) in the order determined by the number of votes received from those with HomerOS coins and DApp tokens. In order to be ultimately selected as a BP, the coin holder must be equipped with the system requirement for generating and maintaining blocks in a stable manner that meets the necessities of HomerOS, and deposit a specific amount of money in order to possibly compensate for damages in the future.

The BPs are provided with equal rewards using the network fees paid by the DApp developers based on the number of wallets they use. BPs have the priority to participate in the investment for DApp that has a good coin economy ecosystem.



The deposit is first used as a reimbursement, in case losses are suffered as a result of BP’s fault, and returned to the BP when he/she quits, without making such faults. To ensure efficient operation of the mainnet, the BPs calculate only the coins and DApp tokens in possession for a month, and the voting process is repeated every month.

4.1.3 BO (BLOCK OBSERVER)

Meanwhile, block observers (BOs) are designated to monitor whether the BPs are generating the blocks properly or whether there are any errors.

All CHs can participate as a BO if he/she has a block monitoring system that meets the minimum requirements of Homer0s. All of the BOs are also provided with equal rewards from the network fees paid by the DApp developers based on the number of wallets they use.

4.2 Benefits of Holding Homer0s Coin

Users holding Homer0s have the right to participate in all DApps launched on Homer0s (subject to conditions). They can exchange tokens from within the DApp they are participating in for HMR or for tokens of other DApps. This can be done through the internal exchange. This way the cashability of tokens from DApps existing on the Homer0s mainnet is ensured.

CHs are also eligible to vote for BPs and BOs using HMR or DApp tokens they own. They can claim a portion of the reward that is obtained by the BPs and BOs they’ve voted for. Other than this, they can participate in airdrops, free-of-charge, as DAPP tokens or HMRs from the Homer0s fund based on DApp membership registration, self-introduction on DApps, and various other activities.

4.3 BP AND BO System Costs

Disclaimer: The amount may vary depending on the changes in the price of the computer or memory, etc.

Node	CPU	RAM	HDD	Average monthly maintenance cost
BP	16 core	128 G	1 T	1,356 USD
BO	2 core	8 G	128 G	119 USD

The total system maintenance cost is approx. 1365 USD/month for a BP and 118 USD/month for a BO, according to the average exchange rate in November 2018. Thus, the basic costs for



maintaining the entire system if the BPs and BOs use only a single server:

e.g. 17 BPs and 100 BOs: $(1365 \text{ USD} \times 17 \text{ BPs}) + (118 \text{ USD} \times 100 \text{ BOs}) = 35,005 \text{ USD/month}$

As the number of DApps joining the mainnet and the number of members of the DApps increase, the cost of maintaining the system will increase.

4.4 Inflation Caused by Additional Coin Issuance

Once all the coins in the Homer's fund are used, a voting process for additional coin issuance is initiated. Only if 51% or more votes are in favor of the coin issuance, 10% of coins in circulation at present will be issued additionally to increase the number of coins in the fund.

As such, the amount of coins in the fund will rise by 10%, thus pulling the HMR price to 90.9% ($1/1.1$) of its original value at present, not at the time of issuance.

4.5 HMR Price

After the fund engages in coin participation in a DApp, the number of HMRs sold will temporarily increase. This may in turn affect the HMR price adversely.

On the other hand, when a DApp achieves growth, funding will increase for the DApp which will require users to buy HMR. The extra demand for HMR will raise its price. In addition to this, whenever a DApp expands its services, users will rush in for tokens to use its services. In this case, users will first have to purchase HMRs and exchange them for the specific DApp's tokens on the internal exchange. This again will push demand for HMR.

5. Homer's Consensus Algorithm

5.1 Algorithm for Block Generation (DDPoS)

Blocks are generated on Bitcoin or Ethereum through the proof-of-work (PoW) method. A block header gets generated as the nonce value is changed by a hash algorithm through GPU, and a block is generated whenever the hash value of the block header is smaller than the proposed bits value. This requires costly equipment with high computing power and the cost is significantly higher in comparison with the amount of mined coins.

In order to reduce such cost, Qtum and various other cryptocurrency developers have come up



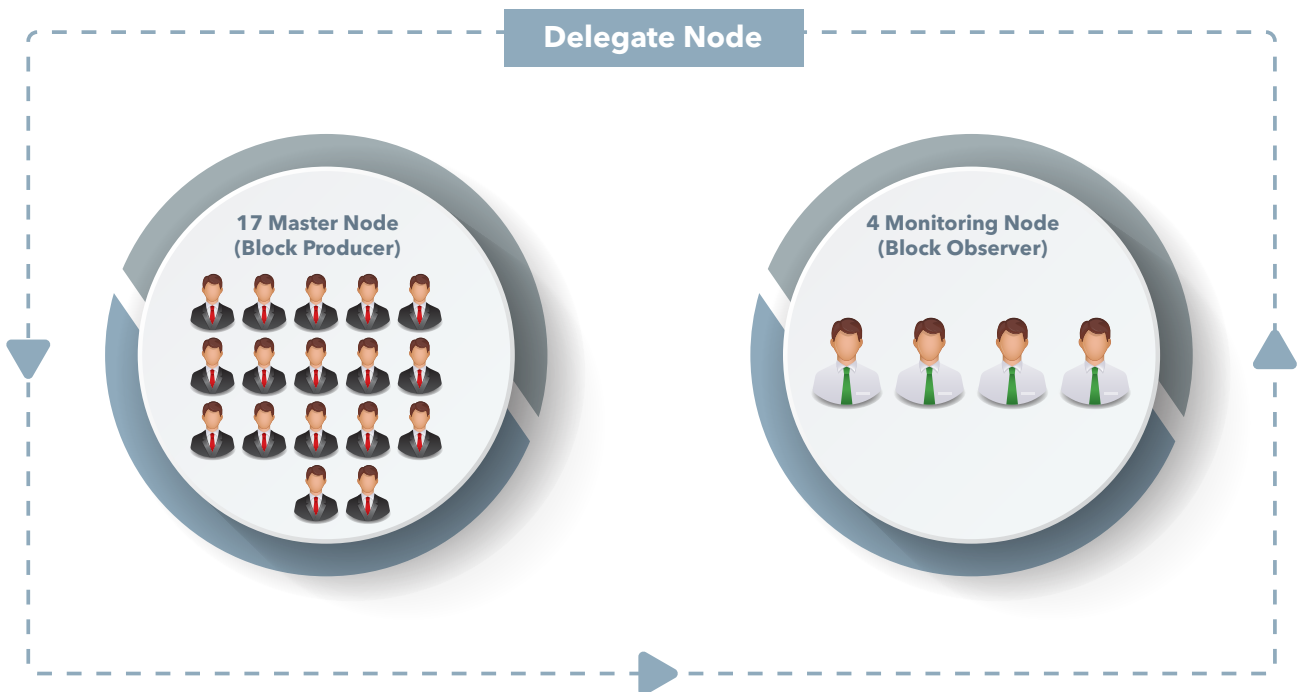
with the proof-of-stake (PoS) method in which blocks are randomly generated and priority in this random block generation is given to the nodes with greater shares.

However, giving priority to block generation to those with greater shares hinders the popularization of blockchain. For this reason, the Graphene engine improved the algorithm to delegated proof-of-stake (DPoS) in which master nodes are elected in the democratic way of voting for blocks to be generated in a random order in the master nodes.

Although it addresses the disadvantages of the PoW and PoS algorithms, this method also has a drawback in that 51% of the elected master nodes will be in collusion, as there are a predetermined number of nodes, which are few.

In the dual delegated proof-of-stake (DDPoS) of Homer0s, the Homer0s nodes that are arbitrarily chosen (Block Observers: BOs) jointly generate blocks in a random order in order to maintain the integrity of the elected master nodes and the entire blockchain.

This method of generating blocks does not incur any costs, not even in the use of the blockchain, and even if the master nodes become in collusion; integrity can be maintained as collusion is prevented by the random nodes (BOs) that are arbitrarily selected.



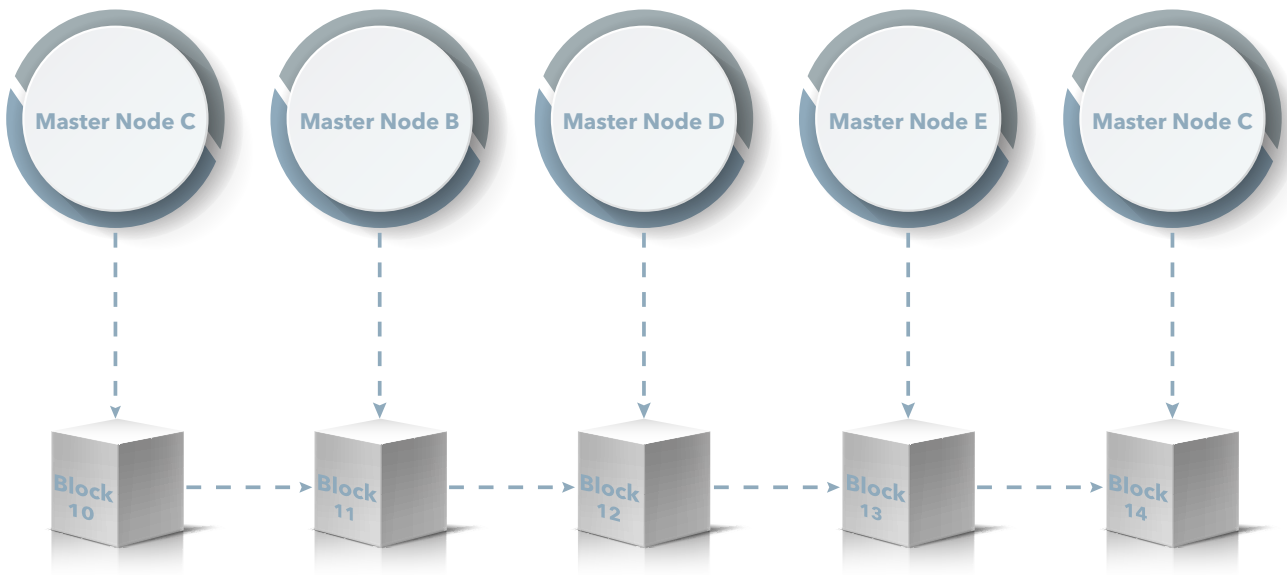
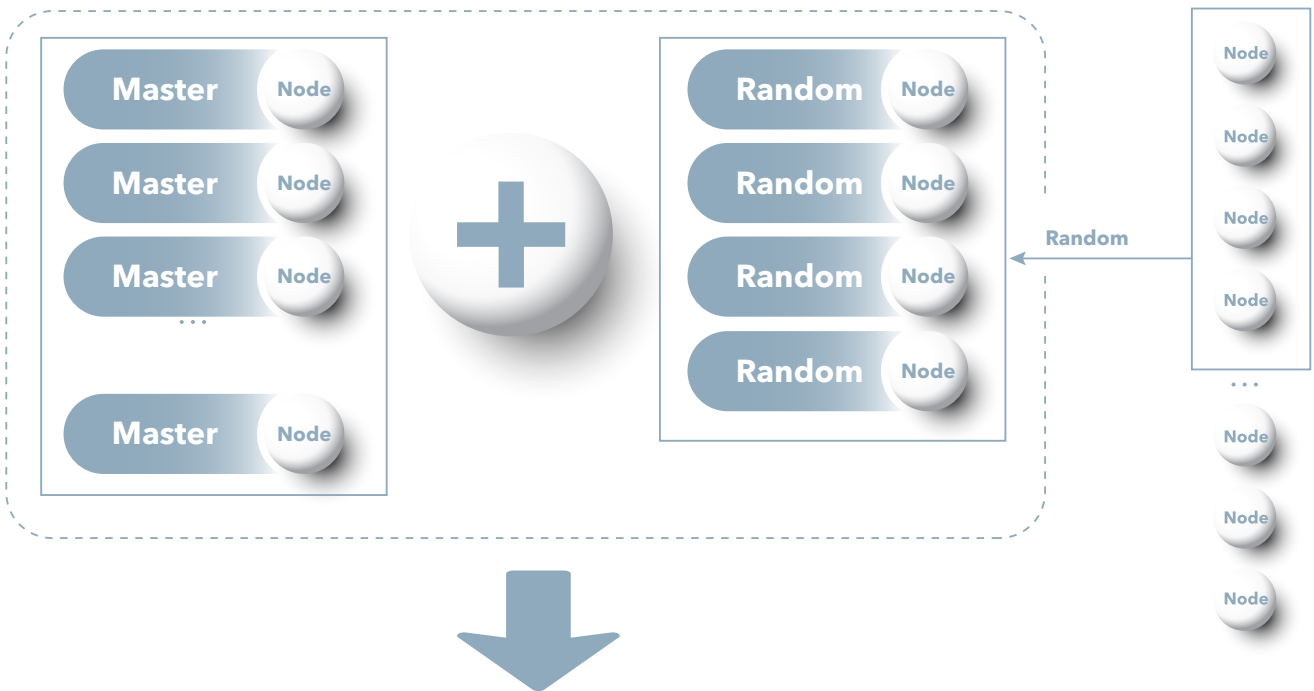


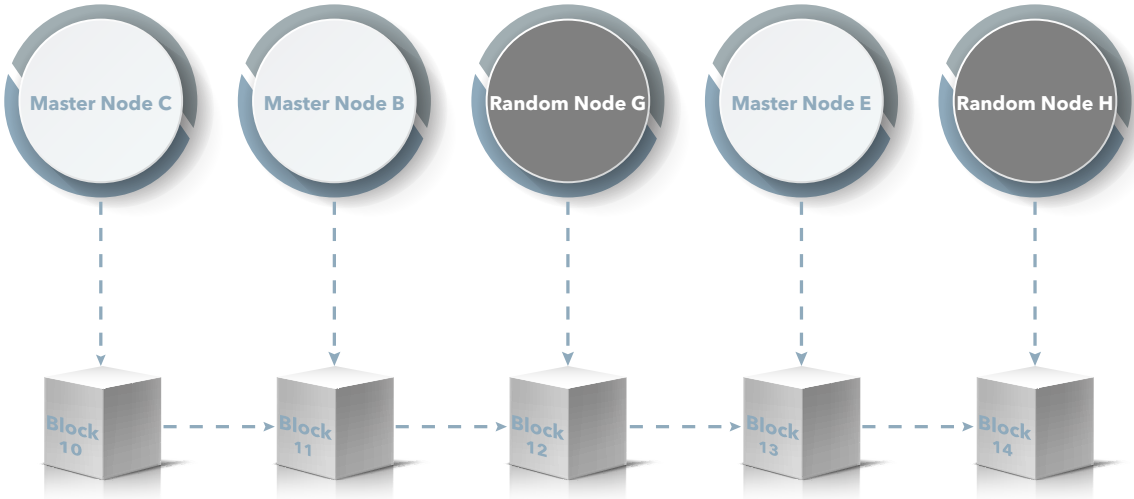
Figure 2 shows how blocks are generally produced in the Graphene engine. The pre-designated master nodes (C, B, D, E, and F) generate blocks (10, 11, 12, 13, and 14) sequentially according to the randomly determined order.

Master nodes are nodes with the authority to generate blocks that make up the blockchain and they are determined by the votes of the members at certain time intervals. General nodes, on the other hand, are nodes that contain copies of the blockchain data and generally do not have the authority to generate blocks.

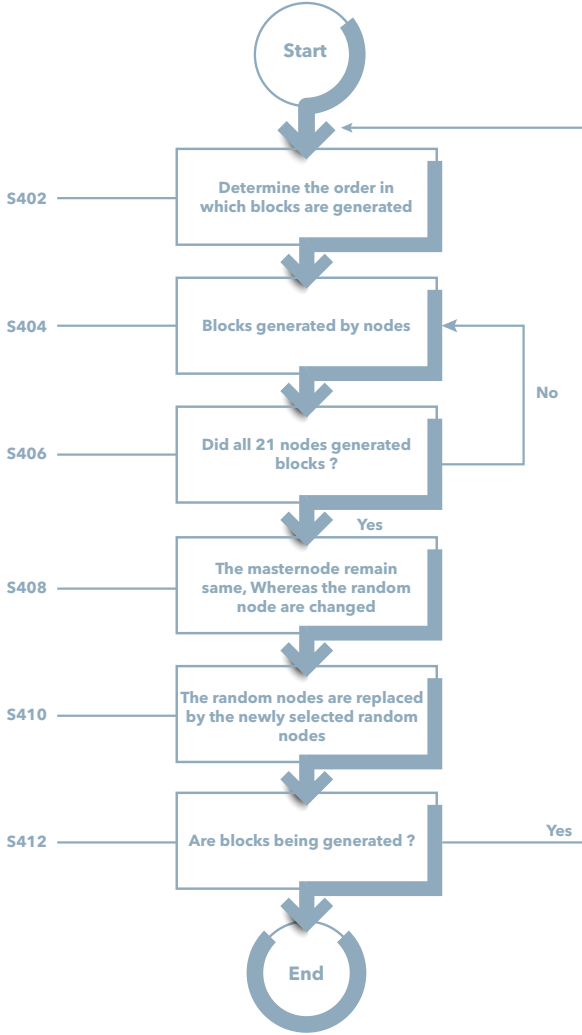


Blocks generated sequentially according to the arbitrarily determined order





The DDPoS Algorithm and Homer's Block Generation images above show an upgraded way of generating blocks according to the DDPoS algorithm. In this invention, a certain number of nodes (BOs) are selected randomly among the general nodes, and these nodes (BOs) generate blocks in a random order together with the masternodes (block producers: BPs).



The above Block Generation Flowchart is showing the process of block generation based on the DDPoS algorithm. To explain, the block generation sequence of the 17 master nodes (BPs) and the 4 random nodes (BOs) are determined, after which all the nodes begin generating blocks. Then, the master nodes (BPs) are maintained as they are, whereas new random nodes (BOs) are selected. These steps are repeated.

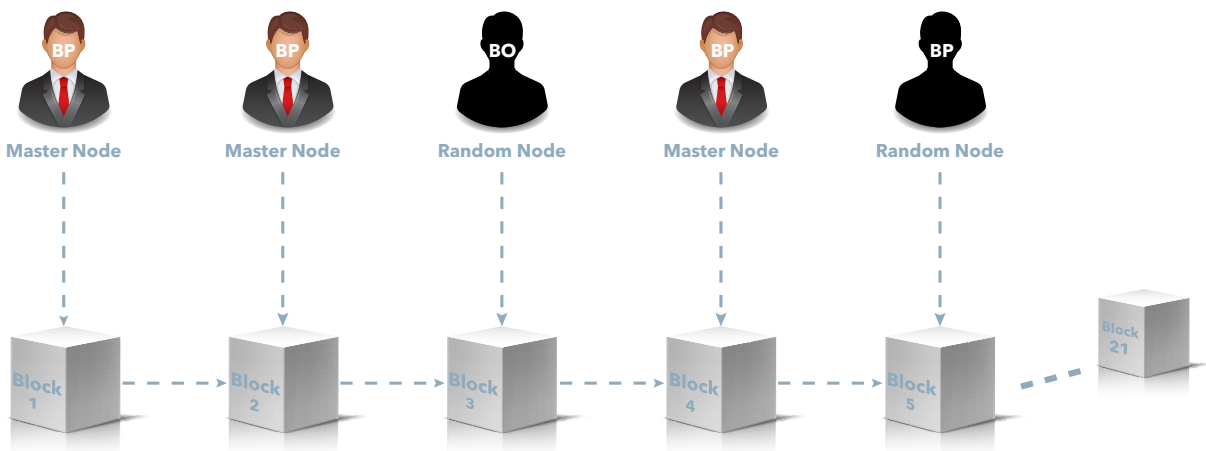
5.2 Reinforced Security of the Personal Key

Users only need to remember their respective ID and password, but on the system, they each possess an encrypted non-redundant personal key, based on their individual activities (posting messages, posting comments, transferring coins, etc.), in order to ensure the security of the DApp service and as a countermeasure against possible hacking.

5.3 Blockchain Generation

Homer's is designed to facilitate inter-block communication. This can be obtained by generating a proof of message existence and a proof of message sequence. A block can be produced every three seconds, and blocks can be generated by up to 21 nodes. These 21 nodes consist of the elected master nodes (BPs) and randomly selected nodes (BOs) in each round (i.e. at the time of generating 21 blocks) to ensure security, and these nodes are involved in the block generation process. During the block production rounds, each node supports the validation of blocks and transactions.

In comparison with the method of generating blocks using hash links, it has almost zero overhead, and it is possible to optimize the time and bandwidth for verifying the proof of the chain. Because 21 definite block producers produce a block every 3 seconds, it takes 63 seconds to determine irreversibility.



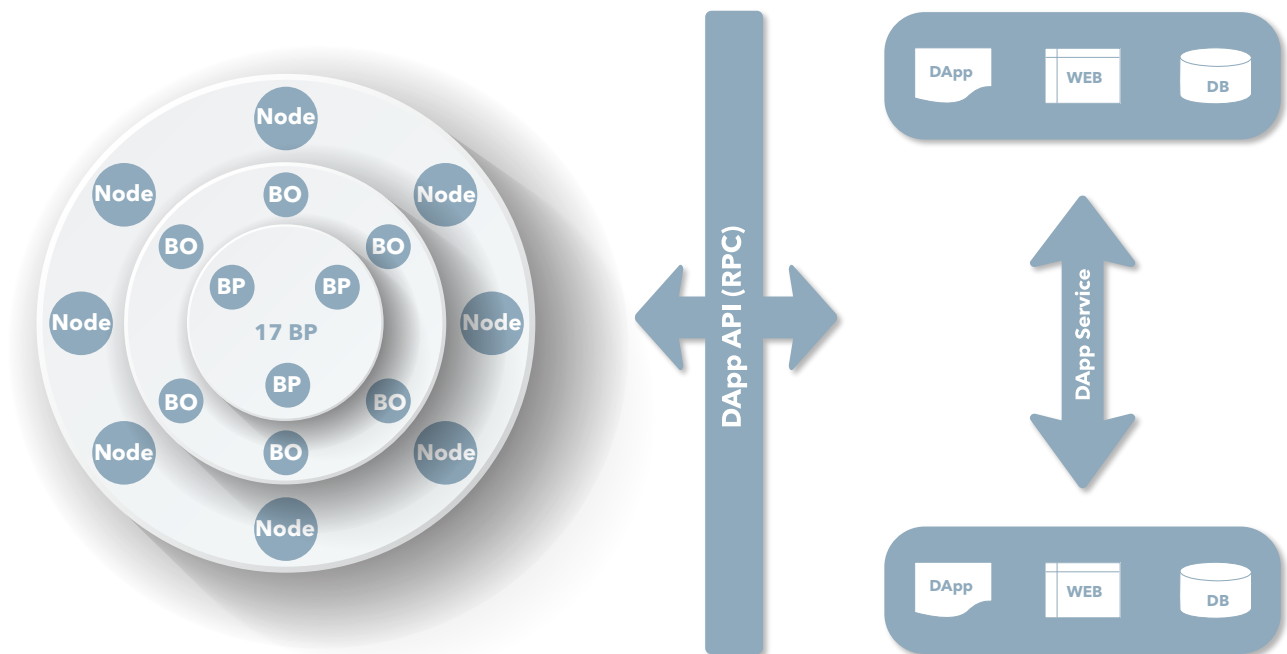
5.4 Monitoring/Performance Improvement

5.4.1 Test node

If a function is recorded in a currently active blockchain by a user who wants to test Homer0s functions or DApp that is currently in development, there is a high risk of impacting a system that is operating well. However, when it comes to developing a new DApp or applying an upgrade, there is a need to test it out in a blockchain that is actually in operation. Our company provides test nodes that are kept separate from the blockchain services to ensure safe development.

5.4.2 Debug mode

As for the blockchain services that are already in operation, Homer0s offers a debug mode service that enables debugging by applying the changes in advance in case of changing the blockchain engine database to add a new function or upgrade the blockchain performance, or resolving development issues by changing the blockchain time. This allows debugging the problems in which the existing data are affected by the added codes for performance improvement or the problems resulting from a hard fork in the operating nodes.



5.5 Differentiated Processing of Smart Contract

In order to execute a smart contract on Ethereum and EOS, for example, the contract must be uploaded on the mainnet server after program coding for compilation, and this kind of development process is time-consuming and complex. With Homer's, on the other hand, the DApp developer simply has to call the API, provided by the mainnet, from its development environment, which facilitates the development process. From the perspective of DApp developers, this is a very fast and stable development environment. In the future, support will be provided for the immediate execution of smart contracts using SQL commands through the database provided together with the blockchain service.

Example of API concerning tokens of DApps to be provided by Homer's

1 Create

The following function is called to create a token:

```
$token->create_token ($required_auth, $name, $symbol_name, $publisher, $init_amount );
```

Argument Description

required_auth	Creating user's active key
Name	Token name
symbol_name	Token symbol
Publisher	Account ID of the user
init_amount	Initial amount

2 Transfer

The following function is called to send tokens to another user:

```
$token->transfer_token ($required_auth, $from, $to, $amount, $symbol_name, $memo);
```

Argument Description

required_auth	active key of sending user
From	Account ID of sending user
To	Account ID of receiving user



Amount	Tokenamounttobesent
symbol_name	Tokenymbol
Memo	Memo

3 Display Balance

The following function is called to check one's token balance:

```
$token-> get_token_balance ($account);
```

Argument description

Account	Tokenowner'saccount
---------	---------------------

4 Burn

This is the function that allows users to delete the tokens in their possession. The following function is called, typically by the token issuer, in order to reduce the total amount of tokens:

```
$token-> burn_token ($required_auth,$account,$amount,$symbol_name);
```

Argument description

required_auth	activekeyofTokenowner'saccount
Account	Tokenowner'saccountID
Amount	Numberoftokenstobeerased
symbol_name	Tokenymbol

5 Error handling

For example, during execution, the result is returned by the operation related to the function called.

```
$response = $token-> burn_token ($required_auth,$account,$amount,$symbol_name);
```

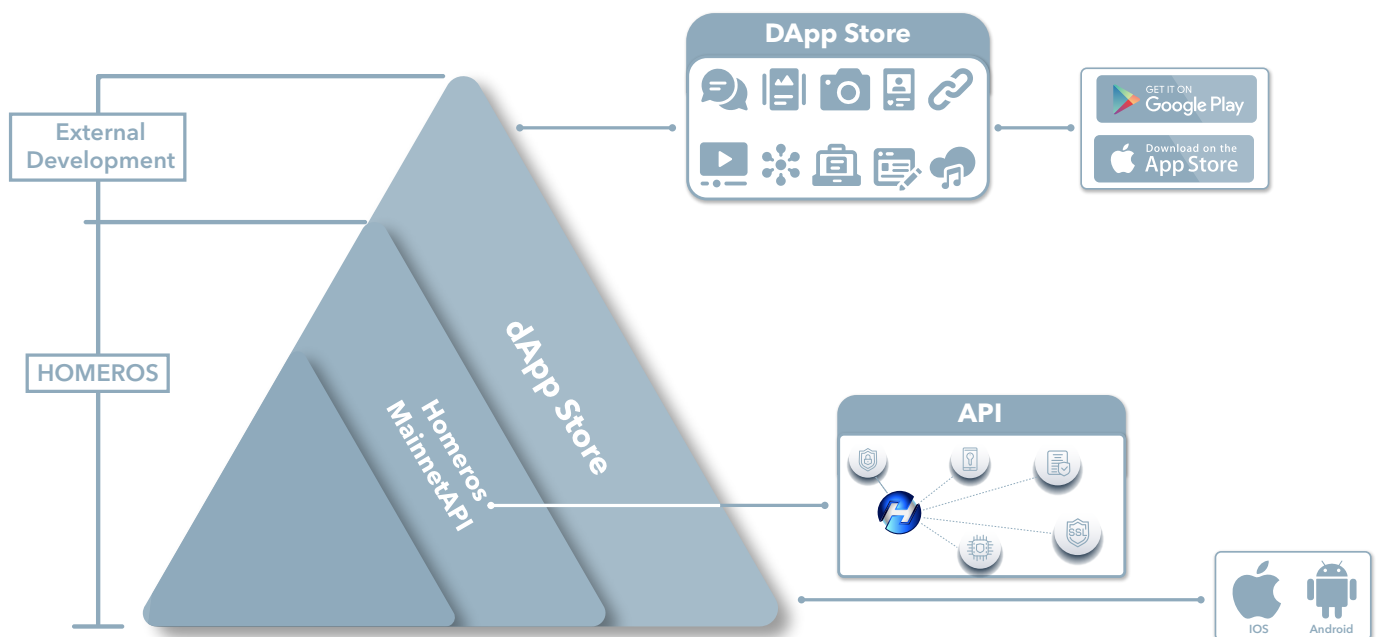
The following result value is called



```

If ($response->status== " success ")// success
{
}
else // fail
{
$code = $response->result->cause->payload->error->code;
$message = $response->result->cause->payload->error->message;
}
    
```

6. HomerOS Mainnet



The HomerOS mainnet services can be summarized into three layers, as follows:

1. The main backbone is the blockchain mainnet using the DDPoS system. A detailed explanation of DDPoS is provided in the Mainnet section.
2. The intermediate layer is comprised of the mainnet API and the common module API. In addition to the API of the mainnet itself, the real-time video streaming, messenger, and P2P cloud service modules will be provided an API for the DApps to boost their service development speed. There are plans to allow the common modules to work a single smart contract by having them developed by other companies. In other words, the excellent DApps that enter HomerOS in the early stages will, in effect, be able to cut down the time and cost of



development without bearing additional costs or sharing their profits.

3. The topmost layer is occupied by DApp Store, where there will mainly be DApps developed and operated by external developers. Users will be able to freely download any of the DApps they like. Votes will be cast by BPs, BOs, and CHs to select the DApps that can enter DApp Store. In order to prevent stagnancy in the entire network, which is what happened recently with EOS, HomerOS will not only provide the same mainnet to multiple DApps but also offer API for DApps that are expected to have huge traffic early on to set up an independent mainnet.

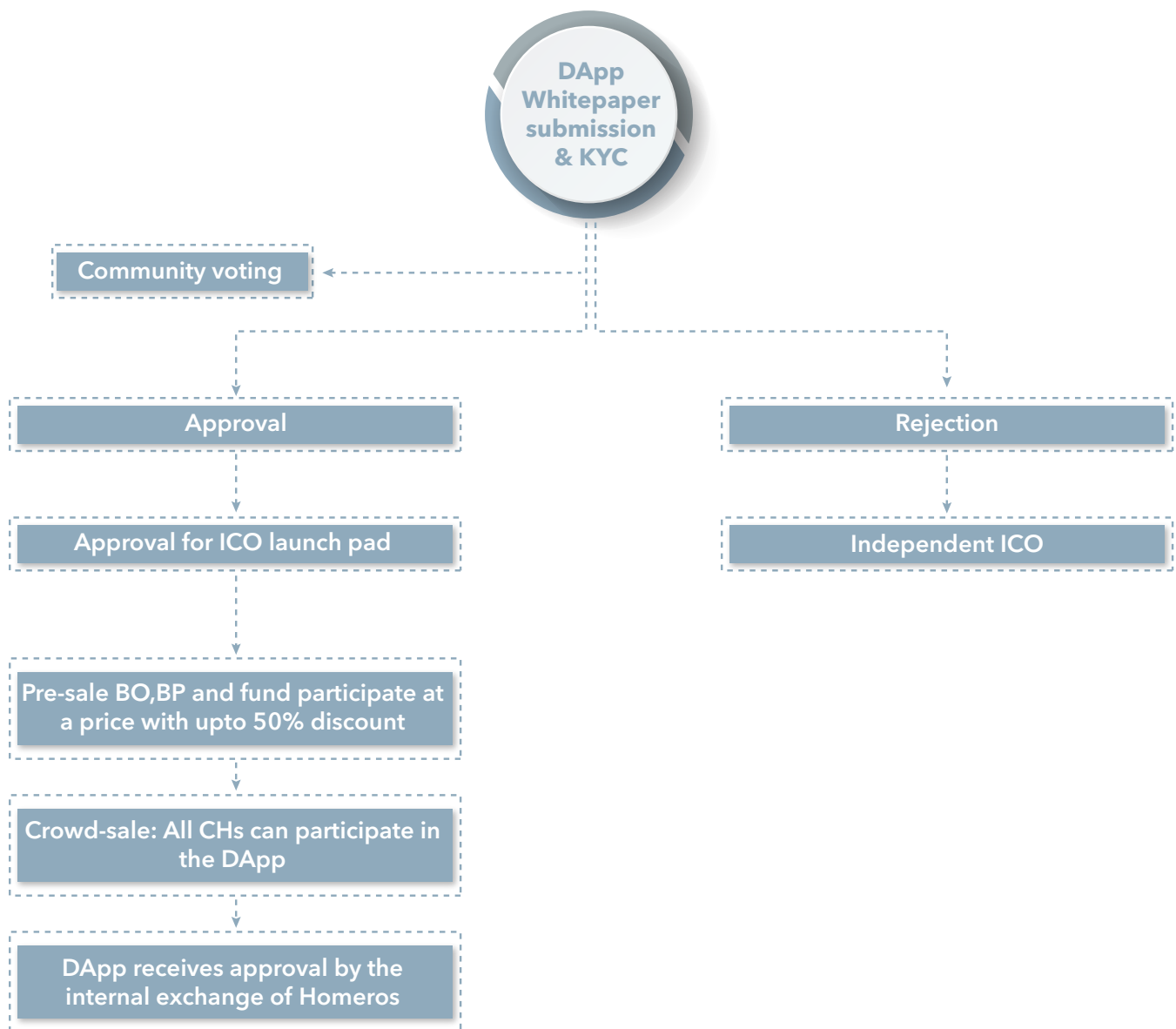
In the HomerOS mainnet, blocks are generated and verified by 17 selected BPs and 4 BOs, which are randomly selected in each round. In order to resolve the issue of low voting rate among CHs, CHs who have voted are given a share of the income of the BOs and BPs they have voted for.

It should be noted, BPs are selected among those who meet the minimum equipment specification requirements. BOs, on the other hand, play the role of monitoring the BPs. Anyone, satisfying the minimum equipment specification requirements, can request to participate as a BO.

4. Measures are taken so that BOs and BPs cannot be easily attacked. In addition, new blocks are generated in the order that was randomly determined in each round to raise the efficiency of block production.



6.1 DApp Selection Procedure for the Homer0s Mainnet



1. A DApp developer wishing to get into Homer0s must submit its White Paper, an expected investment amount, and other information to Homer0s. Such information is stored as a smart contract, which is posted on Homer0s for a month.
2. Homer0s CHs must read the said information and vote on whether to include the said DApp in the Homer0s ecosystem. DApps that have acquired a certain number of votes by the deadline are registered on the launch pad. The DApps registered on the launchpad receive coin participation from BPs, BOs, and CHs and are listed on the internal exchange.
3. Homer0s BPs and BOs and the Homer0s Fund must read the matters regarding the coin participation and they have the option of participating at a discounted price that is up to



50% off the original price. They can participate only up to 50 % of the required participation amount.

4. Once this community pre-sale stage is over, the community crowd-sale stage, in which all of the CHs can participate, begins.
5. Upon termination of coin participation, Homer's launches the DApp coins on its internal exchange for trade with HMRs.

6.2 Advantages for DApps

The Homer's mainnet bases itself on social networking services in a comprehensive way. It stores the social network database on the mainnet for all of the DApps to use in a semi-open form. This way DApps can gain members much faster.

The mainnet's diversity and detailed APIs for DApp service development allow DApp developers to operate quickly and at a much lower cost. Along with this, the Homer's team of engineers also offers continued support, if necessary, and provides API as per requests.

All DApps are only allowed to use the Homer's mainnet after Homer's Coin holders verify their business models and external users deem them secure. Along with that, the trading price and additional coin participation are determined objectively.

When a DApp joins Homer's, the Homer's platform and all of its members engage in coin participation following a review for approval. This makes it possible for the DApp to secure the necessary funds early on.

6.3 Voting Rights in Homer's

Users holding Homer's can cast a vote for BP selection, additional coin issuance, profit distribution, and so on. Their participation is based on the value of the assets they hold, which consists of Homer's coins and DApp tokens. Their value is converted into HMR for assessing value. Using this method of calculation, coin holders do not see any changes in the total value of their assets at the time of coin participation in DApps.

Later, the value of users' assets is reassessed, based on any changes in the token prices of the DApps they are participating in. For instance, when DApps achieve growth, their native tokens will appreciate in value and cause changes in the asset value of the token holders. This may also change the order of voting among the BPs.



6.4 Network Fees Charged to DApp Providers

InNetwork fees to be paid by DApp developers (approximate monthly cost according to the number of wallets)

- 1-10,000 wallets: 910 USD
- For every 10,000 additional wallets: 455 USD

Examples of monthly network fees paid by DApp developers:

- If there are 100,000 DApp members,
 $(9 * 455 \text{ USD}) + 910 \text{ USD} = 5005 \text{ USD/month}$

- If there are 1 million DApp members,
 $(99 * 455 \text{ USD}) + 910 \text{ USD} = 45,955 \text{ USD/month}$

- If there are 10 million DApp members,
 $(999 * 455 \text{ USD}) + 910 \text{ USD} = 455,455 \text{ USD/month}$

As shown, this is not much different from the conventional online business costs for DApp developers.



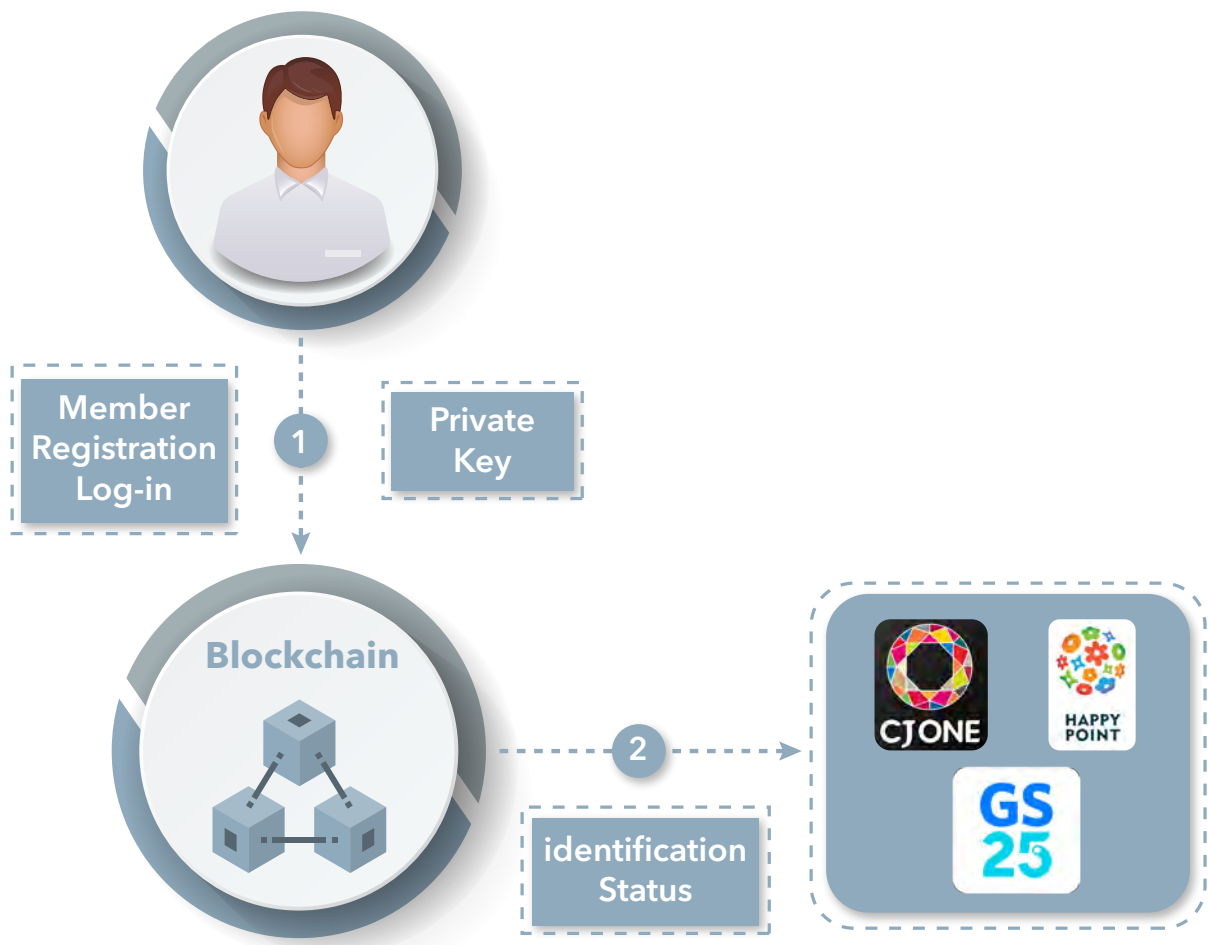
7. Homer0s Product

7.1 DSSO (Decentralized Single Sign On)

With decentralized SSO, users can access blockchain nodes directly with keys owned by individuals and authenticate on the blockchain when accessing login.

By sending only authenticated results to DApp, it can prevent hacking and leakage of personal information that can occur on DApp.

With DSSO, users can store their IDs in the blockchain and be protected safely.





7.2 DSTO (Decentralized Single Transfer On)

Users can access blockchain nodes directly with keys owned by individuals and transfer them on the blockchain when transferring electronic money.

By sending the transfer results to DApp, hacking and leakage of transfer information that can occur on DApp can be prevented.

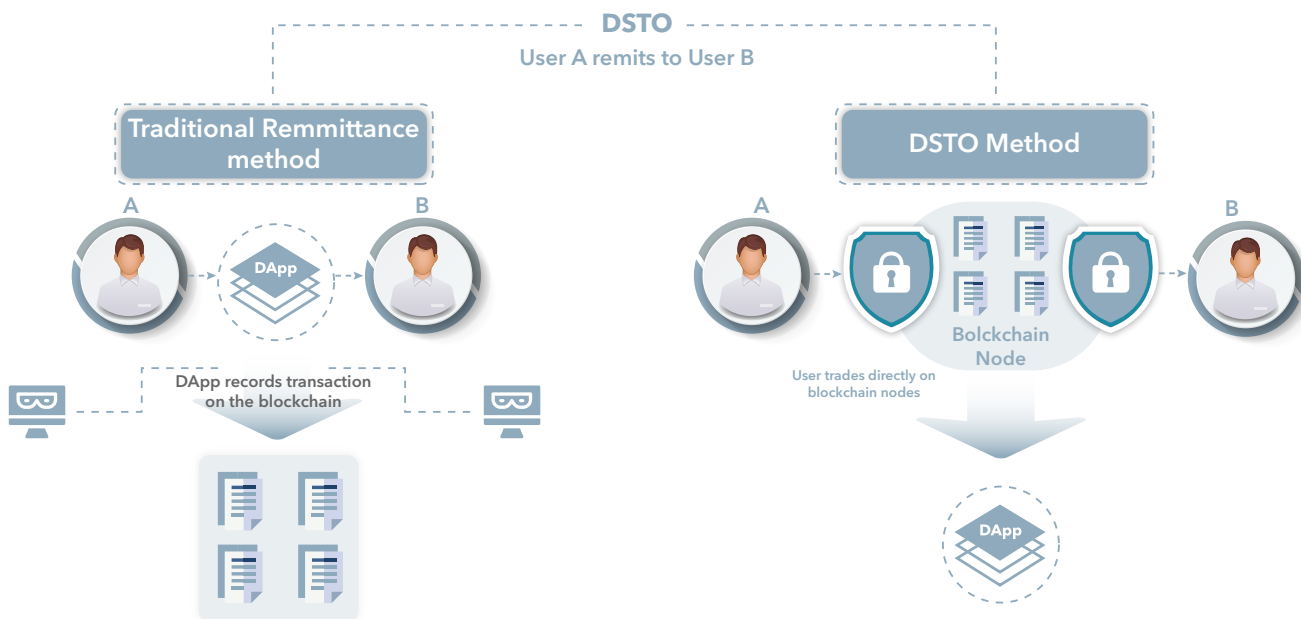
DSTO provides complete protection for users' encrypted assets and transactions.





Because the user makes token transaction through DApp, DApp can know the transaction details and there is a threat of hacking

Example of using DSTO



Because the user makes token transaction through DApp, DApp can know the transaction details and there is a threat of hacking

Token transactions also secure (Exchange - Remittance) process as well safely protected. only user will know transaction details



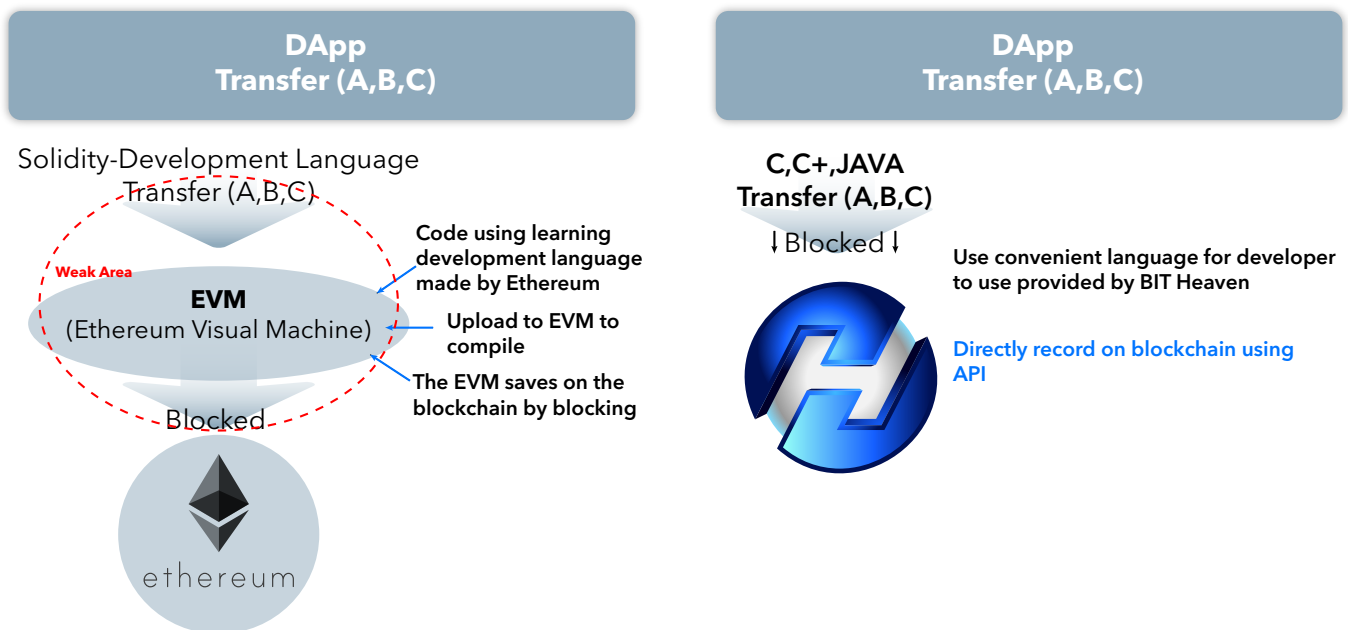
7.3 API (Application Program Interface)

It is a connector that connects Homeros and Dapp as a program function provided for the convenience of developing DApps powered by Homeros.

In order to use Homeros' blockchain, it is possible to connect directly to the decentralized network with a development language that is familiar to the developer without using a separate system or development language.

In addition to providing mainnet core engine APIs, Homeros also provides other useful modules such as live streaming, smart wallets, communication networks, and P2P cloud APIs. It supports both Windows and Linux environments and provides more than 130 APIs already developed.

Utilizing APIs provided by Homeros Mainnet,
Code to execute smart control "A sends B as many tokens as C"
A-B.C (100 token)
Differences Between Homeros API and Ethereum EVM Usage



8. Roadmap

2020 - Q1

Homer's Company Launch

Launching the official website, whitepaper, and introducing the platform to the world.

2020 - Q2

Launch of Initial Token

Minting Homer's token in ERC-20 according to the Ethereum platform token standards.

2020 - Q3

Strategic Planning

The Homer's Listing Team conducts the strategic planning for listing on exchanges.

2020 - Q4

Exchange Listing

The HMR Listing team lists Homer's token (HMR) on cryptocurrency exchanges.

2021 - Q1

Mainnet Development

The Homer's team finalizes the development of the newly-created HMR Mainnet.

2021 - Q2

Mainnet Launch

Homer's launches the HMR Mainnet to the Homer's blockchain community.

2021 - Q3

Listing on More Exchanges

Homer's lists its native coin HMR in various leading digital asset exchanges.

2021 - Q4

DApp Development

Homer's partners with developers to develop their DApps within the HMR Mainnet.

2022 - Q1

DApp Previews

Developers show previews of the DApps they are developing to the HMR community.



2022 - Q2

Beta Testing

The Homerus team beta tests the DApps created by the Homerus platform DApp developers.

2022 - Q3

First DApp Launch

Homerus officially launches the first wave of DApps developed on the Homerus Mainnet.

9. Disclaimer

Please read this disclaimer thoroughly as it includes the most significant information about Homerus and Homerus Coin (HMR). Please be aware of the market threats and consult your legal, financial, or any other suitable professional advisor before making any investments. In line with this, we strongly encourage you to take time to read this whitepaper before making any HMR purchases.

The information provided by Homerus ("We," "Us," or "Our") on this whitepaper is for informative purposes only. All information on this whitepaper is presented in good faith; nevertheless, we make no representation or warranty of any kind, expressed or implied, regarding the accuracy, validity, reliability, or completeness of any information on this document. Under no circumstances shall we have any liability to you for any loss or damage of any kind that occurred as an outcome of any information provided on this whitepaper. Your comprehension and usage of any information on this whitepaper are done at your own discretion.

Particular assertions and financial information stated in this whitepaper are prospective observations that are based on and have taken into deliberation certain identified and unidentified conditions and possibilities. It may, at some point, generate the estimated results or may differ considerably from the featured conjectures or results formulated in this document.

We reserve the right to make any modifications to the contents of this document at any time without prior notice. By and large, we are a platform that uses blockchain technology to deliver our services in line with our vision and purpose. We aim to provide a blockchain-based solution for DApp developers, professional and amateur users, advertisers, and investors, and there is a possibility that some of our features may be identical to other existing platforms. Please rest assured that none of these similarities are intended.

This whitepaper is used to introduce us to the community and to emphasize all of our key features. It only serves the purpose of providing broad and detailed information to the reader regarding



our blockchain-based project and nothing else.

10. Terms and Conditions

The website and the whitepaper are owned and operated by Homeros (hereafter referred to as "HMR"). By visiting the website and accessing the whitepaper contents, information, products, and services provided by the website, the reader (hereafter referred to as "You") understands and agrees to accept and adhere to the following terms and conditions as stated in this policy (hereafter referred to as "User Agreement"), along with the terms and conditions stated in our privacy policy.

Modification of Terms

We reserve the right to change this User Agreement from time to time without prior notice or by posting notice of such modification on this page. Any modification is effective immediately once posted unless otherwise stated. You acknowledge and agree that it is your responsibility to review the User Agreement and to familiarize yourself with it. Your continued use of this site will imply acknowledgment and agreement with the terms and conditions.

Third parties Sites

This website may contain links to other websites. These linked sites are not under the control of Homeros, therefore we are not responsible for the sites' contents. Homeros is not responsible for webcasting or any other form of transmission received from any linked sites. The Homeros platform provides these links only for convenience and the inclusion of the link does not imply endorsement by Homeros of the site or any association with its operators.

Registration

There are parts of the website that are limited to the registered users and/or allow a user to request support online by entering the required personal information. You agree that all the information that you will provide to us will be complete and accurate. You will not register nor attempt to enter the site under the name of another person and that you will not adopt a username that Homeros, in its sole discretion, deems offensive.



Copyright and Trademark

All materials and contents available on the website including, but not limited to the whitepaper, website name, graphics, text, code, and images are the intellectual property of the Homeros and are protected by applicable and trademark law. All inappropriate uses, which include, but are not limited to the reproduction, display, distribution, or transmission of the content of this site are strictly prohibited.

Termination of Use

You hereby agree that Homeros may, at our sole discretion, suspend or terminate your access to all parts of our website and other resources without prior notice. We may also terminate your account for any breach of the User Agreement, any suspected illegal, fraudulent, or abusive activity. Upon the suspension or termination, your rights on the account will automatically be ceased.

Contact us

For any questions and other concerns regarding our Terms and Conditions, Privacy Policy, and other policy-related material, you can send a request to our support group by clicking the "Contact Us" link on the website.

